




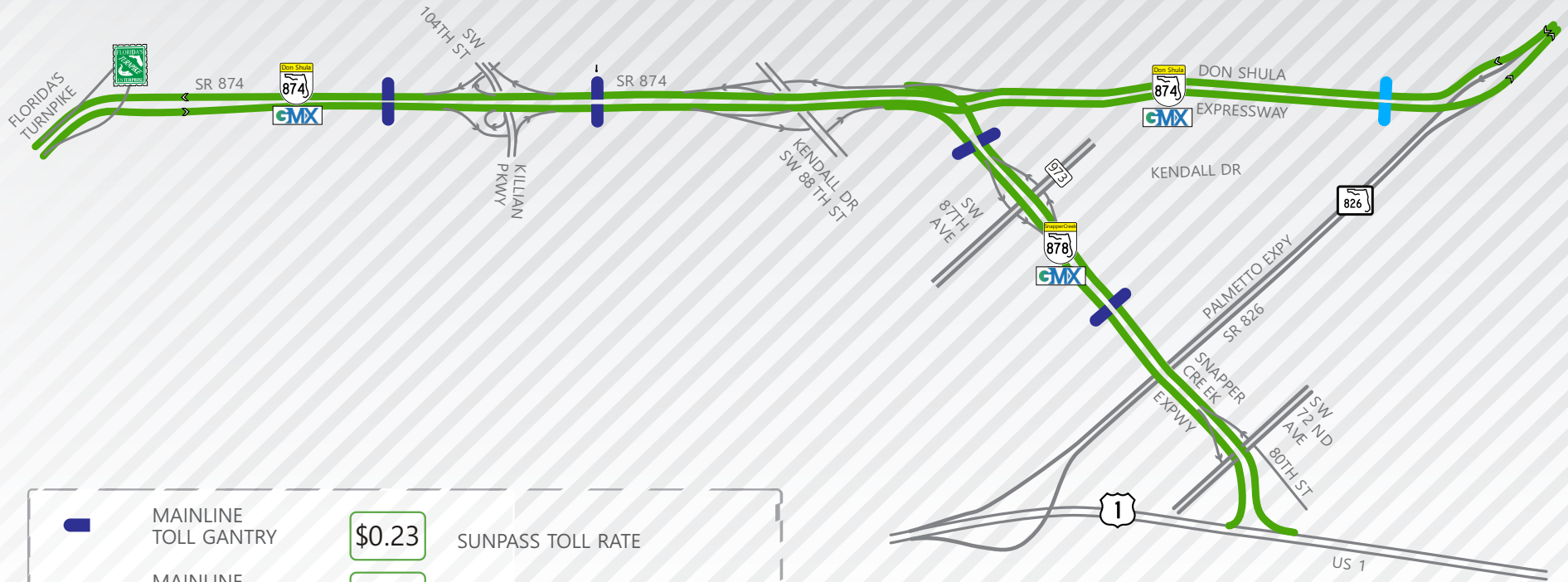
Toll Rate Schedule

Location & Direction of Travel		Vehicle Classification				Additional axle (each)
		2 - axles	3 - axles	4 - axles	5 - axles	
Gratigny (SR924) - Eastbound and Westbound						
SR924 (at 57th Ave)	SunPass	\$ 0.47	\$ 0.94	\$ 0.94	\$ 0.94	\$ -
	Toll-By-Plate	0.94	1.88	2.82	3.76	0.94
SR924 (at 42nd Ave)	SunPass	\$ 0.47	\$ 0.94	\$ 0.94	\$ 0.94	\$ -
	Toll-By-Plate	0.94	1.88	2.82	3.76	0.94
Don Shula (SR874) - Northbound and Southbound						
SR874 (at Turnpike)	SunPass	\$ 0.23	\$ 0.46	\$ 0.46	\$ 0.46	\$ -
	Toll-By-Plate	0.46	0.92	1.38	1.84	0.46
SR874 (at Killian)	SunPass	\$ 0.23	\$ 0.46	\$ 0.46	\$ 0.46	\$ -
	Toll-By-Plate	0.46	0.92	1.38	1.84	0.46
SR874 (at SR826)	SunPass	\$ 0.47	\$ 0.94	\$ 0.94	\$ 0.94	\$ -
	Toll-By-Plate	0.94	1.88	2.82	3.76	0.94
Snapper Creek (SR878) - Eastbound and Westbound						
SR878 (at 87th Ave)	SunPass	\$ 0.23	\$ 0.46	\$ 0.46	\$ 0.46	\$ -
	Toll-By-Plate	0.46	0.92	1.38	1.84	0.46
SR878 (at SR826)	SunPass	\$ 0.23	\$ 0.46	\$ 0.46	\$ 0.46	\$ -
	Toll-By-Plate	0.46	0.92	1.38	1.84	0.46
Airport Expressway (SR112) - Eastbound and Westbound						
SR112 (at 32nd Ave)	SunPass	\$ 0.33	\$ 0.66	\$ 0.66	\$ 0.66	\$ -
	Toll-By-Plate	0.66	1.32	1.98	2.64	0.66
SR112 (at 17th Ave)	SunPass	\$ 0.33	\$ 0.66	\$ 0.66	\$ 0.66	\$ -
	Toll-By-Plate	0.66	1.32	1.98	2.64	0.66
Dolphin (SR836) - Eastbound and Westbound						
SR836 (at 137th Ave)	SunPass	\$ 0.28	\$ 0.56	\$ 0.56	\$ 0.56	\$ -
	Toll-By-Plate	0.56	1.12	1.68	2.24	0.56
SR836 (at 97th Ave)	SunPass	\$ 0.66	\$ 1.32	\$ 1.32	\$ 1.32	\$ -
	Toll-By-Plate	1.32	2.64	3.96	5.28	1.32
SR836 (at 57th Ave)	SunPass	\$ 0.66	\$ 1.32	\$ 1.32	\$ 1.32	\$ -
	Toll-By-Plate	1.32	2.64	3.96	5.28	1.32
SR836 (at 17th Ave)	SunPass	\$ 0.66	\$ 1.32	\$ 1.32	\$ 1.32	\$ -
	Toll-By-Plate	1.32	2.64	3.96	5.28	1.32
Dolphin (SR836) - Ramps						
SR836 (107th Ave)	SunPass	\$ 0.28	\$ 0.56	\$ 0.56	\$ 0.56	\$ -
	Toll-By-Plate	0.56	1.12	1.68	2.24	0.56
SR836 (87th Ave)	SunPass	\$ 0.28	\$ 0.56	\$ 0.56	\$ 0.56	\$ -
	Toll-By-Plate	0.56	1.12	1.68	2.24	0.56
SR836 West (84th Ave)	SunPass	\$ 0.28	\$ 0.56	\$ 0.56	\$ 0.56	\$ -
	Toll-By-Plate	0.56	1.12	1.68	2.24	0.56
SR836 (57th Ave)	SunPass	\$ 0.28	\$ 0.56	\$ 0.56	\$ 0.56	\$ -
	Toll-By-Plate	0.56	1.12	1.68	2.24	0.56
SR836 (27th Ave NB & SB)	SunPass	\$ 0.28	\$ 0.56	\$ 0.56	\$ 0.56	\$ -
	Toll-By-Plate	0.56	1.12	1.68	2.24	0.56
SR 836 (12th Ave NB & SB)	SunPass	\$ 0.28	\$ 0.56	\$ 0.56	\$ 0.56	\$ -
	Toll-By-Plate	0.56	1.12	1.68	2.24	0.56



	MAINLINE TOLL GANTRY
	SUNPASS TOLL RATE
	EXPRESSWAY

Rates based on 2-axle passenger vehicles.



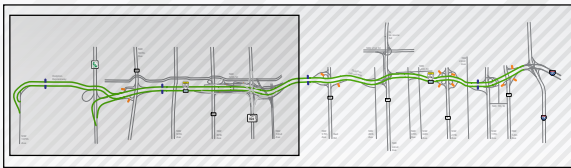
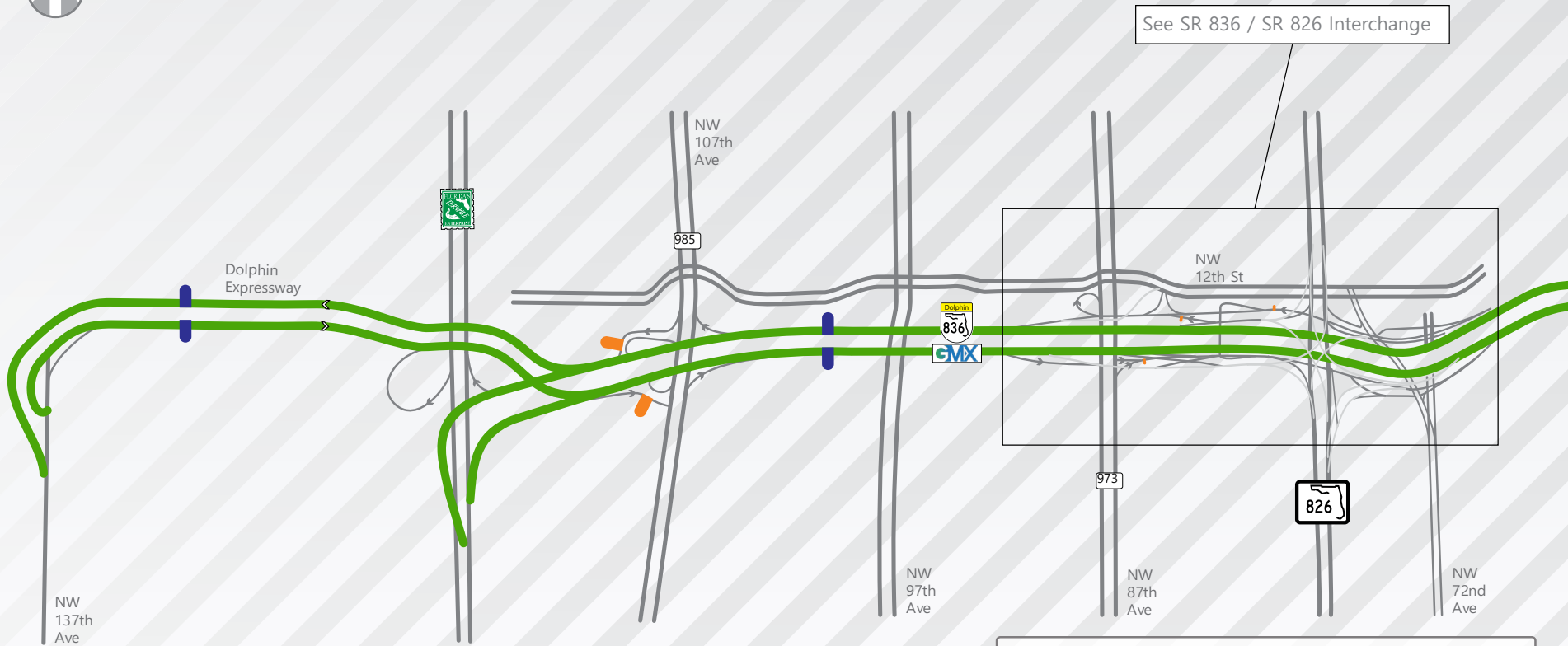
	MAINLINE TOLL GANTRY	\$0.23	SUNPASS TOLL RATE
	MAINLINE TOLL GANTRY	\$0.47	SUNPASS TOLL RATE
	EXPRESSWAY		




Rates based on 2-axle passenger vehicles.



Rates based on 2-axle passenger vehicles.





	MAINLINE TOLL GANTRY	\$0.66	SUNPASS TOLL RATE
	RAMP TOLL GANTRY	\$0.28	SUNPASS TOLL RATE
	EXPRESSWAY		

